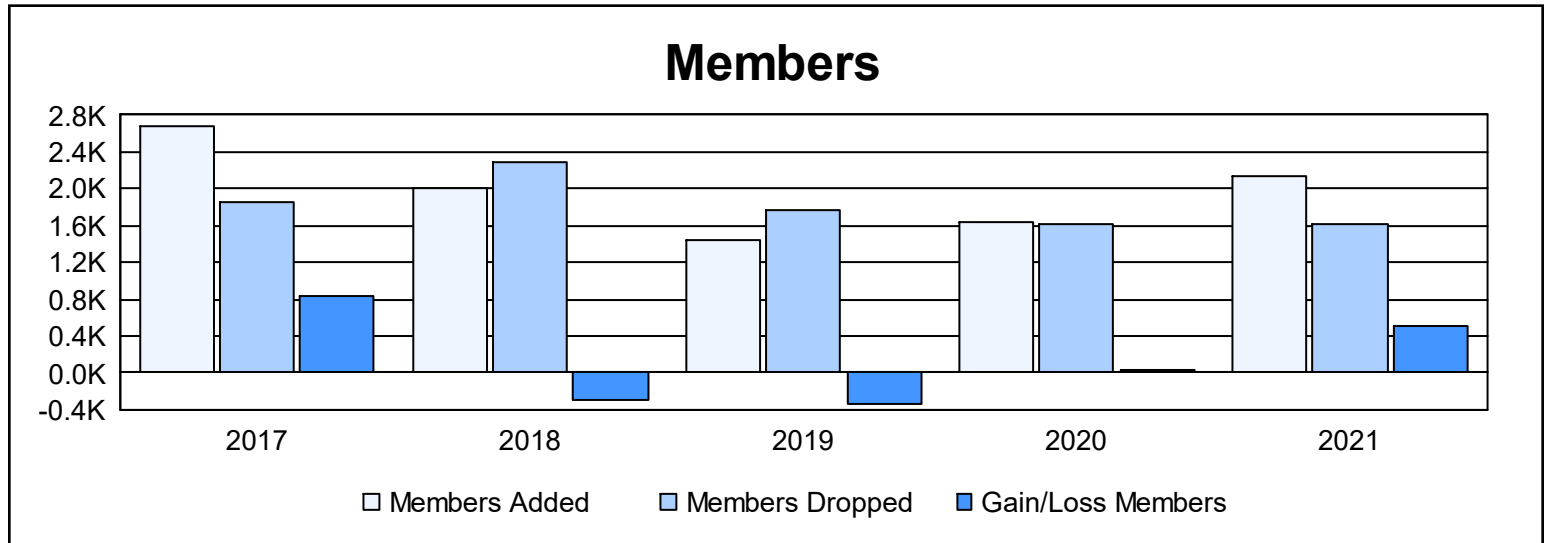
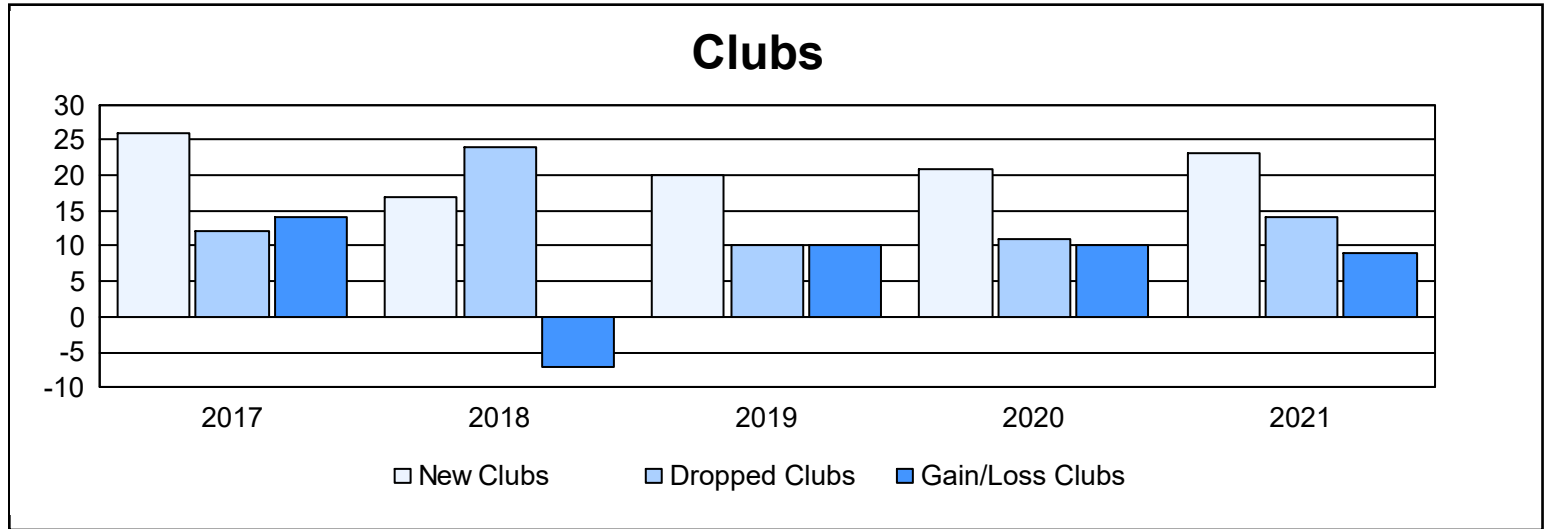
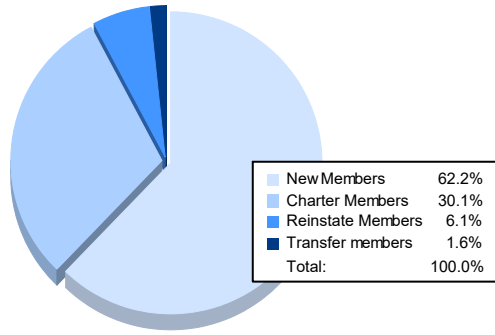


Year	New Clubs	Dropped Clubs	Gain/ Loss Clubs	New Members	Charter Members	Reinstate Members	Transfer Members	Total Member Added	Total Members Dropped	Gain/ Loss Members
2016-2017	26	12	14	1,891	646	115	25	2,677	1,849	828
2017-2018	17	24	-7	1,316	488	153	44	2,001	2,289	-288
2018-2019	20	10	10	777	545	73	40	1,435	1,770	-335
2019-2020	21	11	10	932	560	88	61	1,641	1,606	35
2020-2021	23	14	9	1,328	643	130	35	2,136	1,626	510
<b>Average</b>	<b>21</b>	<b>14</b>	<b>7</b>	<b>1,249</b>	<b>576</b>	<b>112</b>	<b>41</b>	<b>1,978</b>	<b>1,828</b>	<b>150</b>



### Membership Composition June 2021 Cumulative



### Gender Composition June 2021 Cumulative

